


CONTINUOUS MONO DOSE

A PATIENT'S GUIDE



Remove the cap

You must remove the cap from the top of the bottle before use.
Do not discard the cap as you must replace it after use.



Priming the system

Before first use only, the bottle must be primed. To do this invert the bottle and pump the base 6-10 times until the first drop appears.
The system is now ready for use.

NEW COMPLIANCE AID
ComplEye

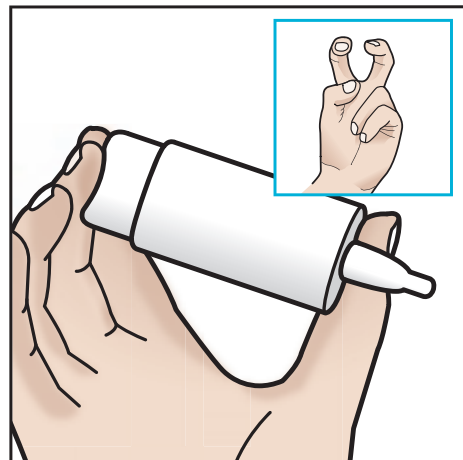


NOW AVAILABLE TO ORDER

MANCHESTER
3000 MANCHESTER BUSINESS PARK AVIATOR WAY
MANCHESTER M22 5TG UK TEL +44 161 266 1011

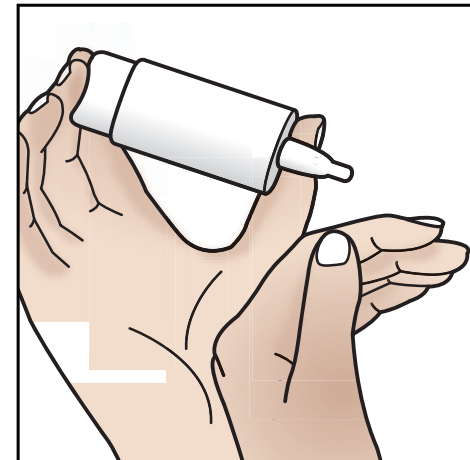
DUBLIN
ORCHARD ROAD CLONDALKIN DUBLIN 22 IRELAND
TEL/FAX: 01-4578031

EMAIL: info@scopeophthalmics.com
www.scopeophthalmics.com



The bunny grip

Place two fingers on the base of the bottle and your thumb on the shoulder, forming a 'bunny ears' like grip.




Supporting hand

For best use, use your free hand as a support to the hand holding the bottle and rest it against your face.



Releasing one drop

Pull down your lower eyelid using your support hand. Tilt your head back and press on the base to release one drop. Take care not to touch the tip of the bottle against your eye or lid margins.



Replace the cap

Replace the cap on to the top of the bottle after use.